



MIDDLE CLASS SCHOLARSHIP

This document presents aggregate demographic data about the 2019-20 Middle Class Scholarship paid recipients. Total Middle Class Scholarship paid recipients: 58,117.

The Middle Class Scholarship program provides eligible undergraduate students at the University of California (UC) or the California State Universities (CSU) with a scholarship amount that, combined with other publicly funded financial aid received by the student, can be up to 40 percent of the institution's mandatory system-wide tuition and fees.

Assembly Bill 94 (Chapter 50, Statutes of 2013), established the Middle Class Scholarship program for eligible students attending a UC or CSU, to be phased in over four years. The program was fully phased-in after 2018-19; the maximum award was 40% of mandatory systemwide tuition and fees for UC (\$12,570) and CSU (\$5,742). The MCS program funds are set by statute and may be amended during the fiscal budget process. The allocation for 2019-20 was approximately \$117 million.

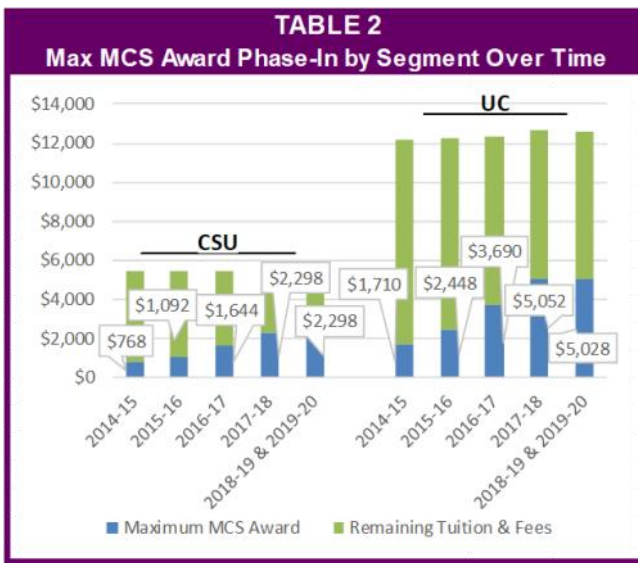
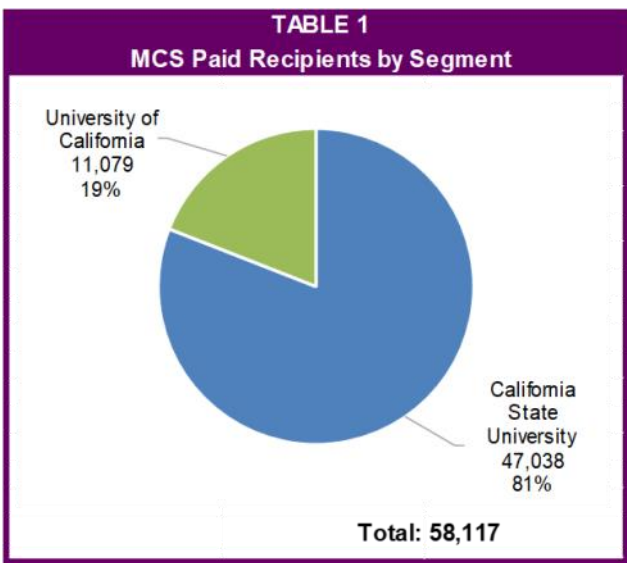
Students who are eligible are those who complete a FAFSA or CADAA by the March 2nd deadline and meet the following criteria:

- California resident;
- Enrolled in a UC or CSU undergraduate program;
- Household income less than or equal to \$177,000; and
- Annual household asset amount of no more than \$177,000.

The maximum award amount per student ranges from 10 to 40 percent as determined by income and is offset by the student's other federal, state, or institutional aid.

The data in this report reflect the 2019-20 MCS paid recipients. Paid Recipients are those UC and CSU undergraduate students who applied for MCS awards, met statutory requirements, were offered awards, and received payment.

As of October 12, 2019, 63,591 students were offered a 2019-20 MCS award which included 11,334 at the UC and 52,185 at the CSU. Of the 63,591 offered awardees, 58,117(91.4%) actually used their awards and became Paid Recipients. Of the 58,117, 11,079 (19%) were attending a UC and 47,038 (81%) were attending a CSU.



The maximum Middle Class Scholarship award at the University of California (UC) is 40 percent of mandatory system-wide tuition and fees, or \$5,028 for 2019-20. 11,079 students were paid at the UC with an average award of \$3,058. The total amount paid to UC students was \$33,881,370. The following charts include data on UC paid recipients by: dependency, assets, gender, income, education level, and age.

TABLE 3

Average UC Assets by Dependency*

Dependency	Assets
Dependent - Parent Assets	\$30,699
Independent - Student Assets	\$15,181

* Assets do not include the primary residence or retirement plans; 98 percent of new paid recipients are dependent.

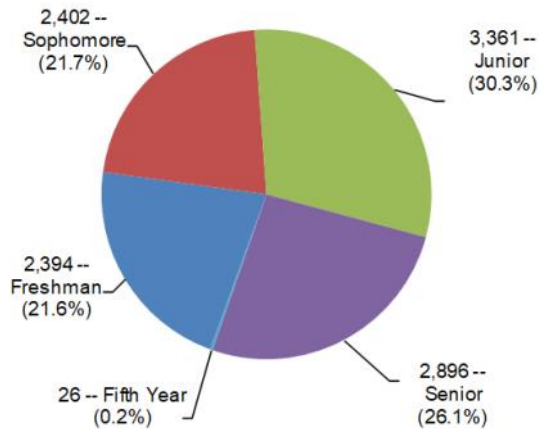
TABLE 4

UC Paid Recipients by Gender

Gender	Count	Percent
Women	6,216	56.1%
Men	4,863	43.9%

TABLE 6

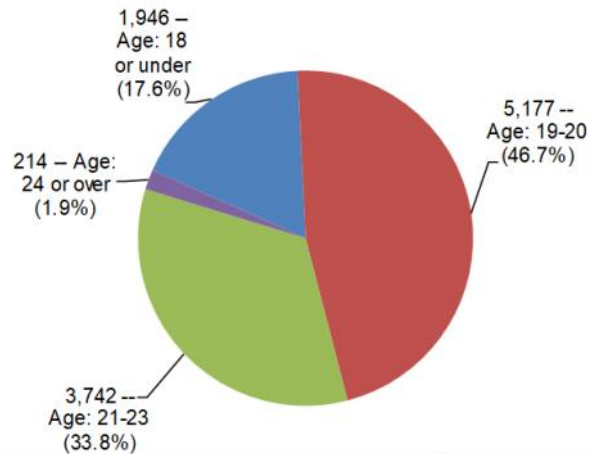
UC Paid Recipients by Education Level



Total: 11,079

TABLE 7

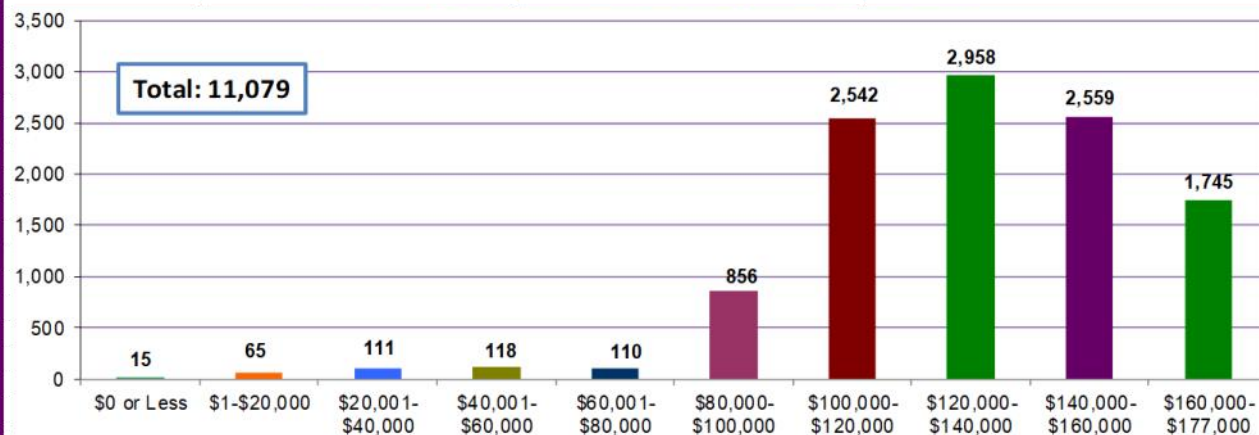
UC Paid Recipients by Age



Total: 11,079

TABLE 5

University of California Paid Recipients by Income



Total: 11,079



California State University

The maximum Middle Class Scholarship award at the California State Universities (CSU) is 40 percent of mandatory system-wide tuition and fees, or \$2,298 for 2019-20. 47,038 students were paid at the CSU with an average award of \$1,758. The total amount paid to CSU students was \$82,675,976. The following charts include data on CSU paid recipients by: dependency, assets, gender, income, education level, and age.

TABLE 8

Average CSU Assets by Dependency*

Dependency	Assets
Dependent - Parent Assets	\$15,947
Independent - Student Assets	\$3,632

* Assets do not include the primary residence or retirement plans; 82 percent of new paid recipients are dependent.

TABLE 9

CSU Paid Recipients by Gender

Gender	Count	Percent
Women	27,204	57.8%
Men	19,834	42.2%

TABLE 11

CSU Paid Recipients by Education Level

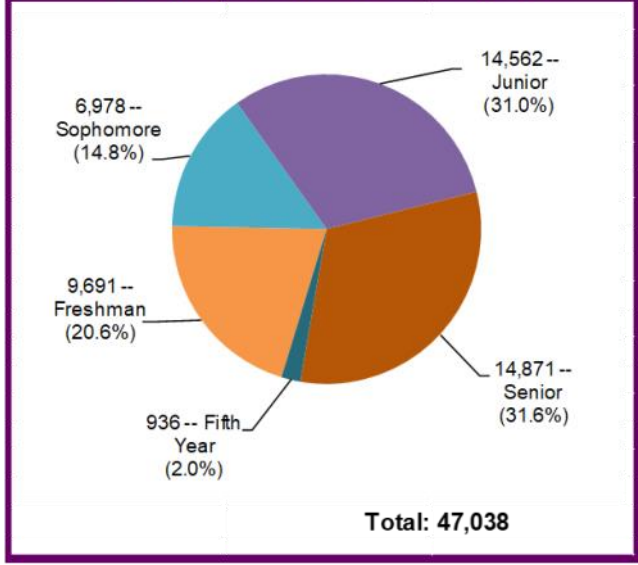


TABLE 12

CSU Paid Recipients by Age

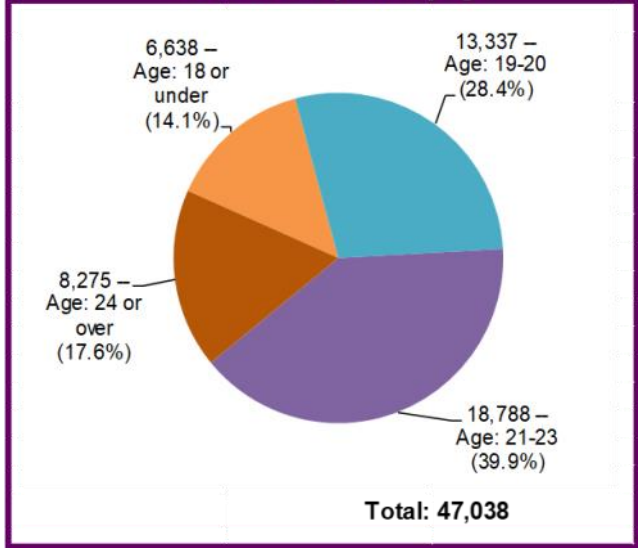
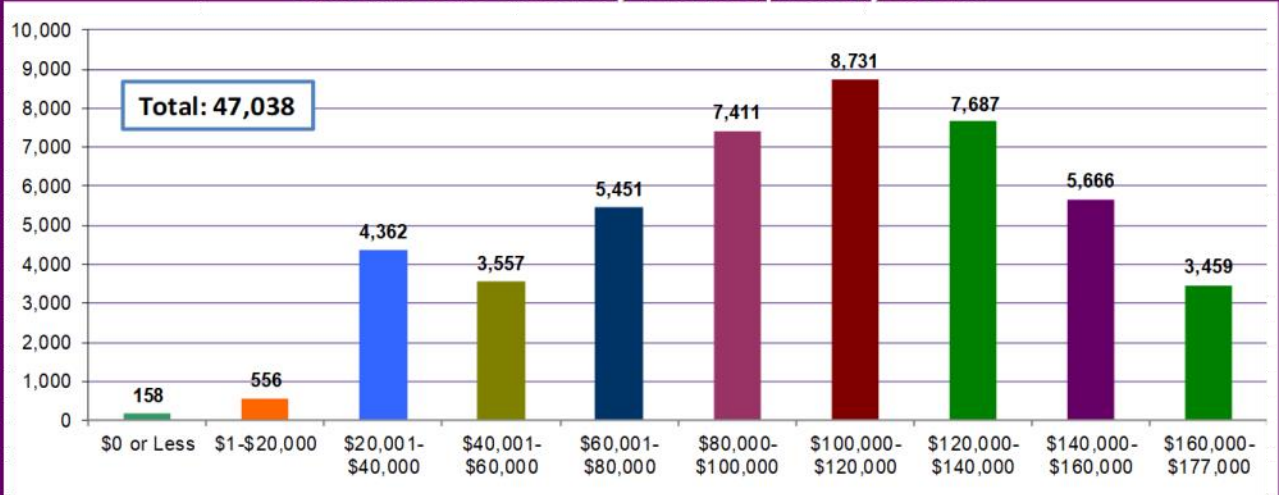


TABLE 10

California State University Paid Recipients by Income



About the Paid Recipients

TABLE 13
Middle Class Scholarship
Paid Recipients by Application Filed

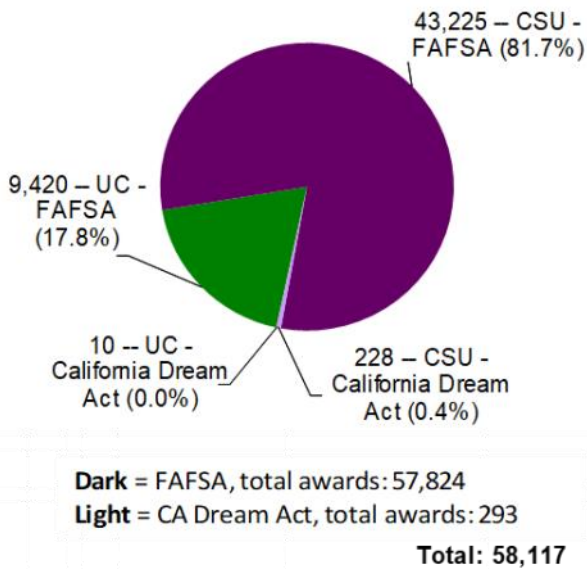
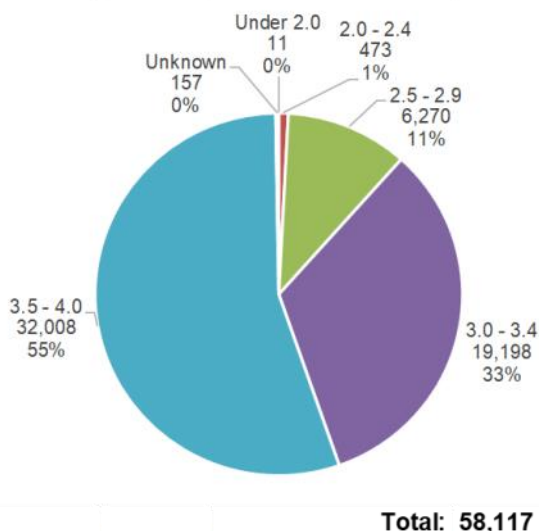


TABLE 14
Typical Middle Class Scholarship Paid Recipient

	Income	Family Size	Age
Univ. of California	\$129,957	3.8	20
California State U.	\$101,223	3.6	22
All Recipients	\$106,701	3.7	22

TABLE 15
MCS Paid Recipient by GPA



About the Applicants

Applicants must meet multiple criteria to qualify. Submitting both the Free Application for Federal Student Aid (FAFSA) or the California Dream Act Application is the first step for students to be considered for a Middle Class Scholarship award. Students must then have their enrollment confirmed by their school in order to be offered an award. Of the 394,195 applicants who were successful in these steps, 330,676 were not eligible, including: 308,614 due to other aid covering tuition and fees, 3,847 due to income exceeding the ceiling, 3,978 due to assets exceeding the ceiling, 4,280 due to not meeting the deadline, and 4,000 having insufficient remaining eligibility. The remaining 63,519 were offered a Middle Class Scholarship, and 58,117 of these became paid recipients.



California Student Aid Commission
P.O. Box 419026
Rancho Cordova, CA 95741-9026
www.csac.ca.gov

The California Student Aid Commission is the state principal agency responsible for administering financial aid programs for students attending public and private universities, colleges, and vocational schools in California. The financial aid programs include the Cal Grant program, the Middle Class Scholarship program, the Chafee Grant Program and several targeted state scholarship and loan assumption programs. The Commission also administers financial aid awareness and outreach programs, such as CalSOAP and Cash for College, in collaboration with business, private industry and community-based organizations.